






4x  | 2x  | 2x 

Images used are for illustration purposes only

Step into the rhythm of contemporary living – this home design effortlessly masters it all.

Classy elevation with generous ground floor rear living designed to suit land estate squat blocks. With this design, we are sculpting spaces for modern aesthetics.

TECH MODERN

4x  | 2x  | 2x  |  260m² |  12.5m



GROUND FLOOR



UPPER FLOOR



There's a new home for
every ~~lifestyle~~

attitude

MEMBER OF THE
JWHGROUP
PTV LTD
AN ENTIRELY WESTERN AUSTRALIAN, FAMILY-OWNED ORGANISATION.

We are proud to be a part of JWH Group. One of Western Australia's largest building group and a top-tier project builder in size nationally. With an array of reputable and successful companies, offices across Australia as well as experienced and dedicated staff. The JWH Group are well established as a cornerstone of the Australian building industry. So, trust when you're building your new home with Residential Attitudes, you have the backing of JWH Group.

[Residentialattitudes.com.au](https://residentialattitudes.com.au)

Phone: (08) 9202 9000

BC11420